

Carme

An elegant heating unit and, at the same time, a fully functional designer piece which will find its place in your bathroom and beyond. Carme is also available in electric versions.

Material	steel cover steel pipes \varnothing 20 mm steel profiles 30x30 mm
Connection threads	4xG1/2"
Testing overpressure	1,3 Mpa
Max. operating overpressure	1 Mpa
Max. operating temperature	95 °C



1.

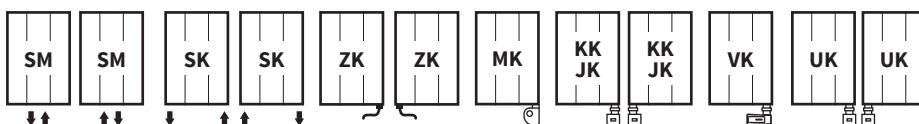


1. Carme - Ruby S34 [28] with a magnetic rail / 2. Carme - Snow white RAL 9016 [01]

Custom-Made Radiator





Modification options	Carme
Surface treatment	colour
Height range [mm]	NO
Length range [mm]	NO
Change in one dimension	NO
Change in both dimensions	NO
Combined/electric version	YES/YES
Standard connection (SK)	STANDARD
Middle connection (SM)	YES
Side connection (SB)	NO

Connection Options



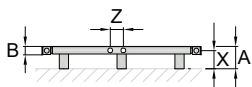
The type of connection must be specified in the order; for more information see page 83, positions 13 and 14.

Accessories

-  Electric regulators page 74
-  Colour ref. chart page 82
-  Bath. accessories page 70
-  Thermostatic packs page 77

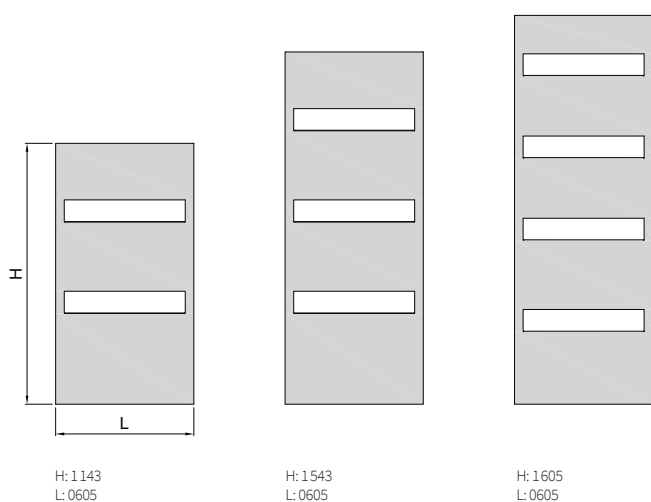
Type Height (H) [mm] Length (L) [mm]	Depth (B)	Weight	Water capacity	Temperature exponent	Heating Output 75/65/20°C	Power input Z heat. rod, Mini PW, Whistle, Stone	Power input KTX 3	Connection span (Z)	White RAL 9016	Electric
Code	[mm]	[kg]	[l]	[-]	[W]	[W]	[W]	[mm]		
DCAR 1143 0605	32	15,3	5,0	1,249	438	400	400	570	✓	✓
DCAR 1543 0605	32	20,3	6,6	1,244	604	600	600	570	✓	✓
DCAR 1703 0605	32	22,0	7,1	1,244	620	600	600	570	✓	✓

Ordering procedure page 83 / The weight of radiator is listed without water and package.



	X [mm]	A [mm]
Metal brackets	69-79	85-95

Type height (H) / length (L) [mm]



Carme - Ruby S34 [28]
with a magnetic rail